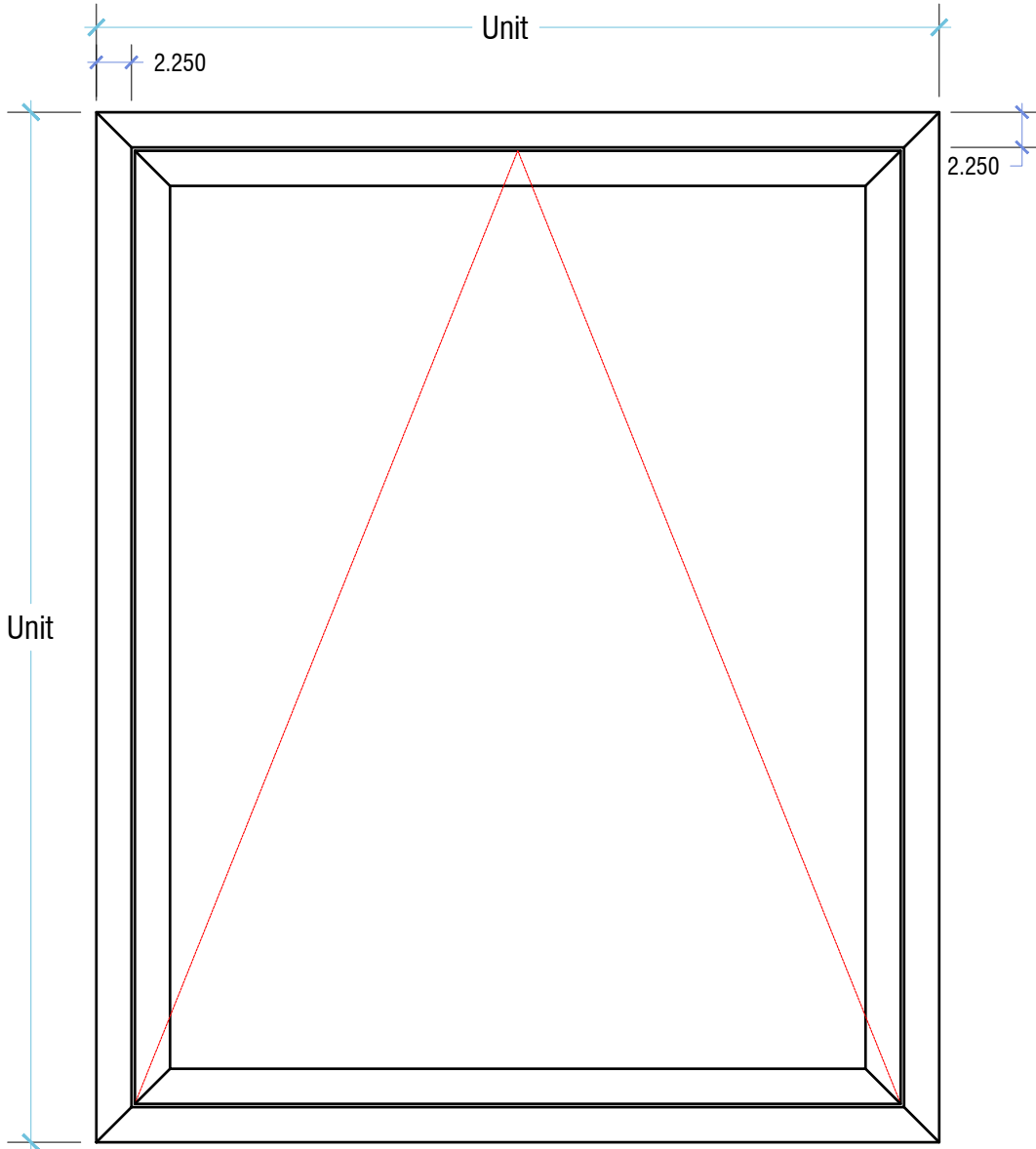




7463 Research Dr
Almont MI 48003
810-798-2817 ph
810-798-3814 fx

Custom Design • Restoration • Reproduction



Copyright 2017, Grabill Window & Doors, Inc.

1" = 1'-0"

2.25" ALUMINUM CLAD OUTSWING OPERABLE ELEVATION

Sales Binder

www.grabillwindow.com

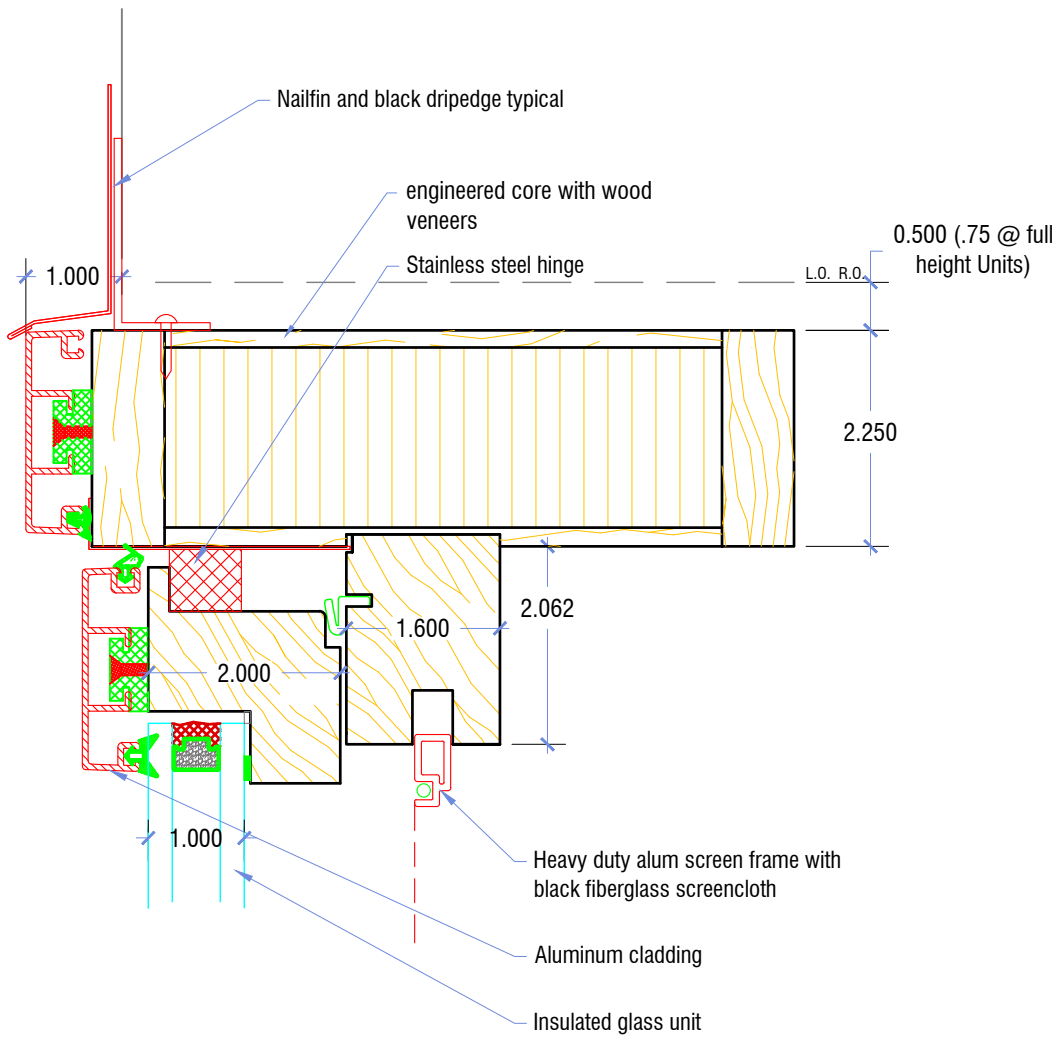
Grabill Architectural Drawings contain confidential and proprietary information and is for the sole use of the intended recipient(s).

Any unauthorized review, use, disclosure or distribution of these drawing (including attachments) is strictly prohibited.



7463 Research Dr
 Almont MI 48003
 810-798-2817 ph
 810-798-3814 fx

Custom Design • Restoration • Reproduction



Copyright 2017, Grabill Window & Doors, Inc.

$$6'' = 1'-0''$$

2.25" ALUMINUM CLAD OUTSWING OPERABLE SASH AT HEAD

Grabill Architectural Drawings contain confidential and proprietary information and is for the sole use of the intended recipient(s).

Any unauthorized review, use, disclosure or distribution of these drawing (including attachments) is strictly prohibited.

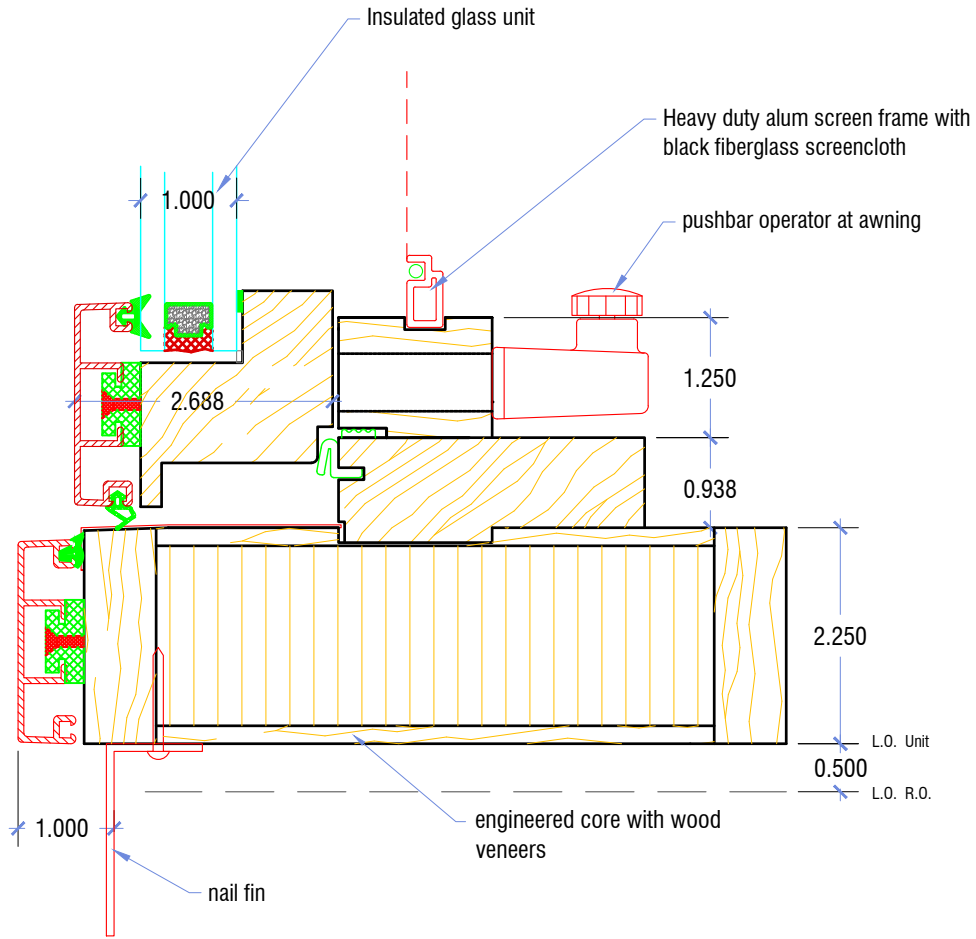
Sales Binder

www.grabillwindow.com



7463 Research Dr
 Almont MI 48003
 810-798-2817 ph
 810-798-3814 fx

Custom Design • Restoration • Reproduction



Copyright 2017, Grabill Window & Doors, Inc.

6" = 1'-0"

2.25" ALUMINUM CLAD OUTSWING AWNING AT SILL

Sales Binder

www.grabillwindow.com

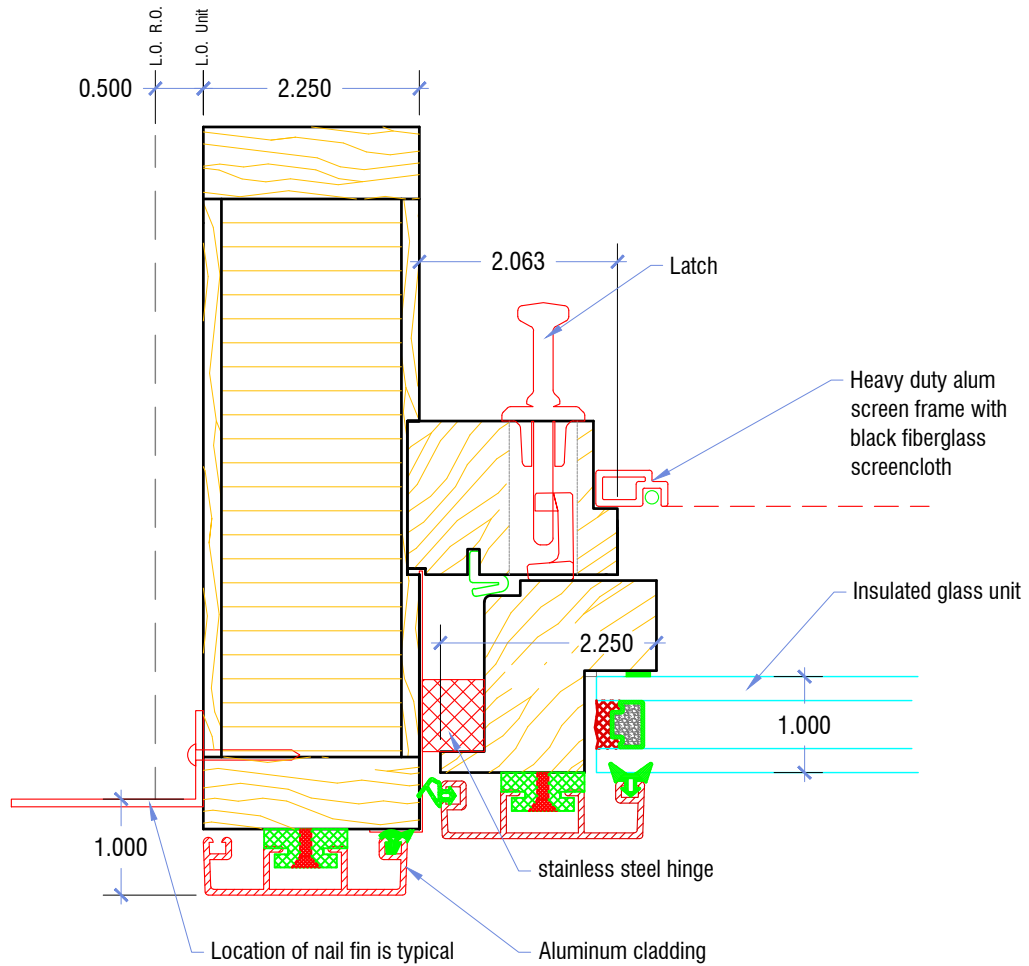
Grabill Architectural Drawings contain confidential and proprietary information and is for the sole use of the intended recipient(s).

Any unauthorized review, use, disclosure or distribution of these drawing (including attachments) is strictly prohibited.



7463 Research Dr
 Almont MI 48003
 810-798-2817 ph
 810-798-3814 fx

Custom Design • Restoration • Reproduction



Copyright 2017, Grabill Window & Doors, Inc.

6" = 1'-0"

2.25" ALUMINUM CLAD OUTSWING OPERABLE SASH AT SIDE JAMB

Grabill Architectural Drawings contain confidential and proprietary information and is for the sole use of the intended recipient(s).

Any unauthorized review, use, disclosure or distribution of these drawing (including attachments) is strictly prohibited.

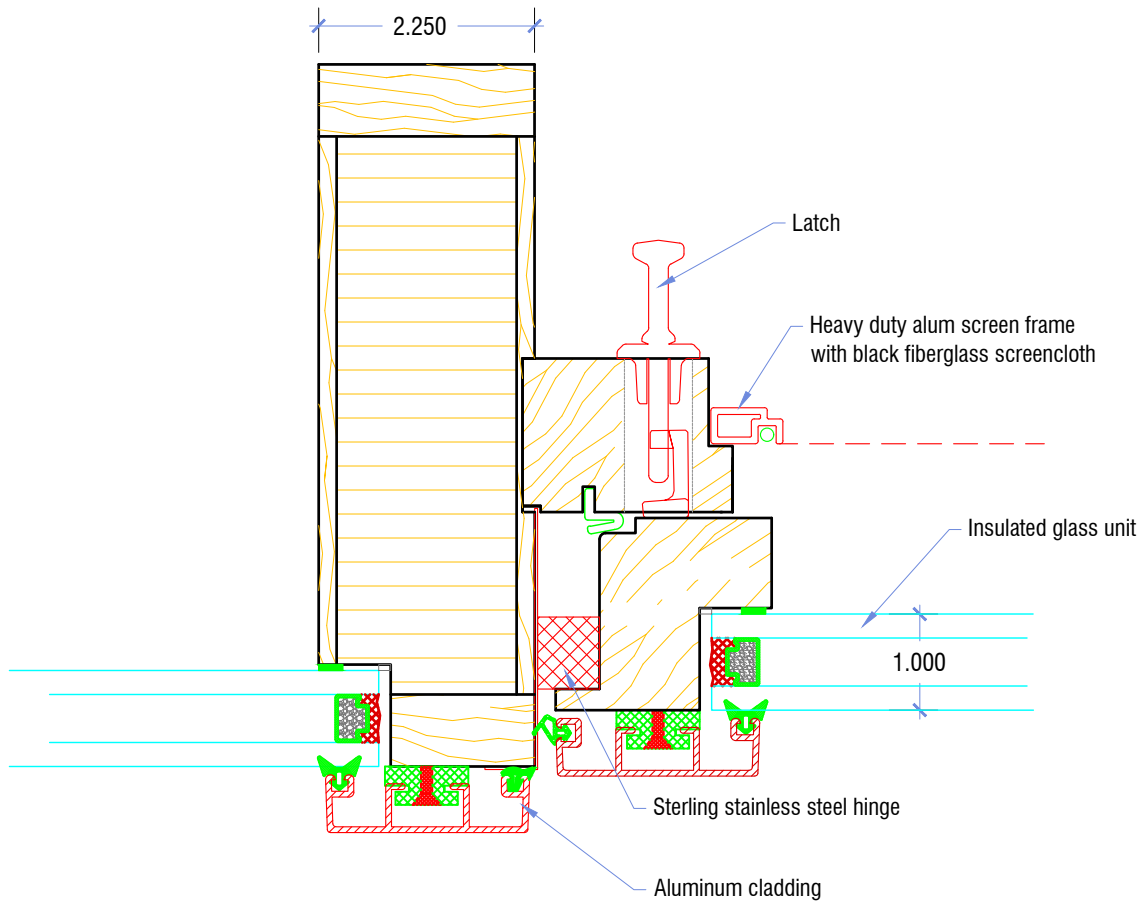
Sales Binder

www.grabillwindow.com



7463 Research Dr
Almont MI 48003
810-798-2817 ph
810-798-3814 fx

Custom Design • Restoration • Reproduction



Copyright 2017, Grabill Window & Doors, Inc.

6" = 1'-0"

2.25" ALUMINUM CLAD OUTSWING OPERABLE SASH /
DIRECT SET COMMON MULLION

Sales Binder

www.grabillwindow.com

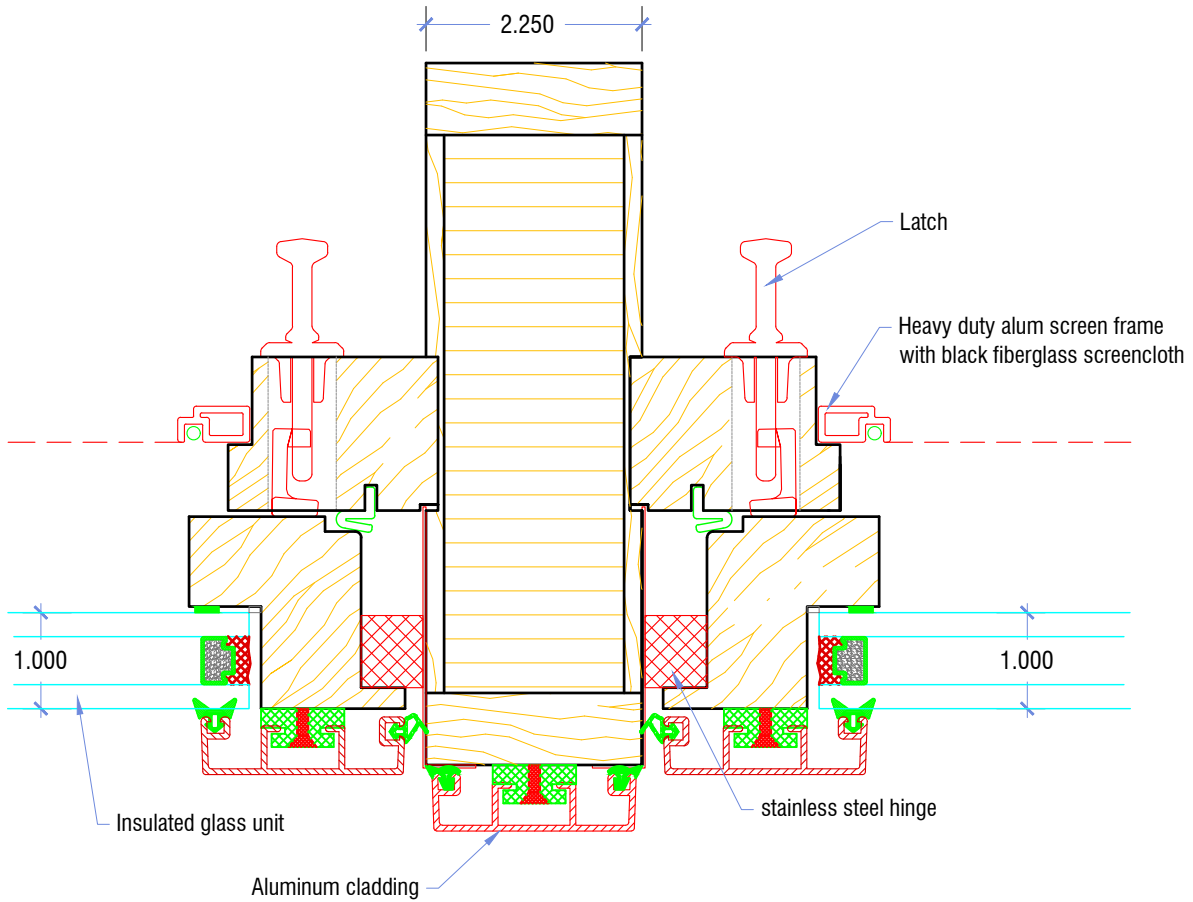
Grabill Architectural Drawings contain confidential and proprietary information and is for the sole use of the intended recipient(s).

Any unauthorized review, use, disclosure or distribution of these drawing (including attachments) is strictly prohibited.



7463 Research Dr
Almont MI 48003
810-798-2817 ph
810-798-3814 fx

Custom Design • Restoration • Reproduction



Copyright 2017, Grabill Window & Doors, Inc.

6" = 1'-0"

1.75" ALUMINUM CLAD OUTSWING OPERABLE SASH /
OUTSWING OPERABLE SASH COMMON MULLION

Grabill Architectural Drawings contain confidential and proprietary information and is for the sole use of the intended recipient(s).

Any unauthorized review, use, disclosure or distribution of these drawing (including attachments) is strictly prohibited.

Sales Binder

www.grabillwindow.com